

Olivier Le Fèvre

Laboratoire d'Astrophysique de Marseille

DEEP GALAXY SURVEYS *AND NEXT GENERATION FACILITIES*

1. Why do we want to do deep surveys ?
2. Different types of surveys, survey design
3. What instruments are needed ?
4. Recent and on-going surveys
5. Next generation surveys and facilities



Introduction

- Astrophysics progress is linked to progress in observational techniques
- Theories make predictions which can be verified or falsified by observations
- Observations open a discovery space which may challenge theories
- Observational Cosmology is the most challenging as extreme measurement precision at extreme depth over most of the Universe is ultimately needed !

Why do we want to do deep galaxy surveys ?

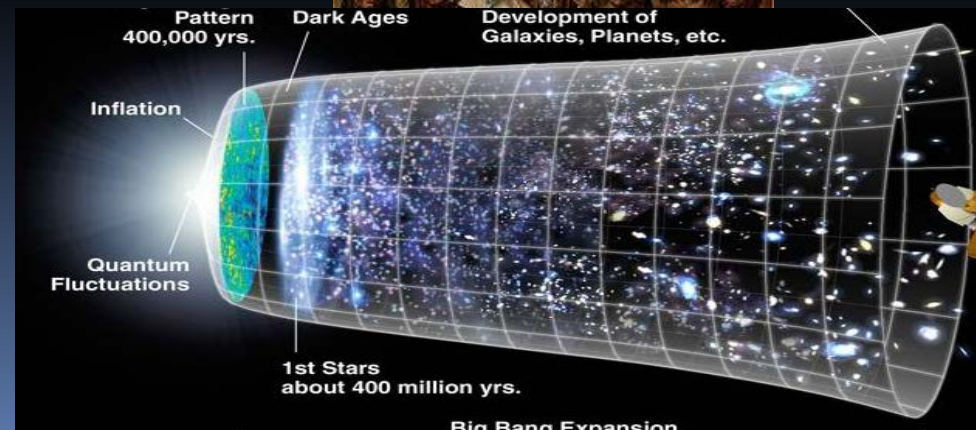
- To measure galaxy evolution
- To measure cosmological parameters
- To answer fundamental questions:
 - When did first galaxies appear ?
 - How did they assemble ?
 - What is responsible for the accelerated expansion of the Universe ?
 - Some form of energy / particle or modified Gravity ?

The key role of surveys in Cosmology

- “Continents mapping”: Map the distribution of galaxies in space
- “Population surveys”: understand the properties of galaxies, in relation with their environment
- “Discovery surveys”: pushing the observational frontier
- Provide reference samples

Establish a robust scenario for galaxy formation and evolution

Constrain the Cosmological model



Different galaxy survey types

- Imaging – photometric surveys
- Spectroscopic surveys




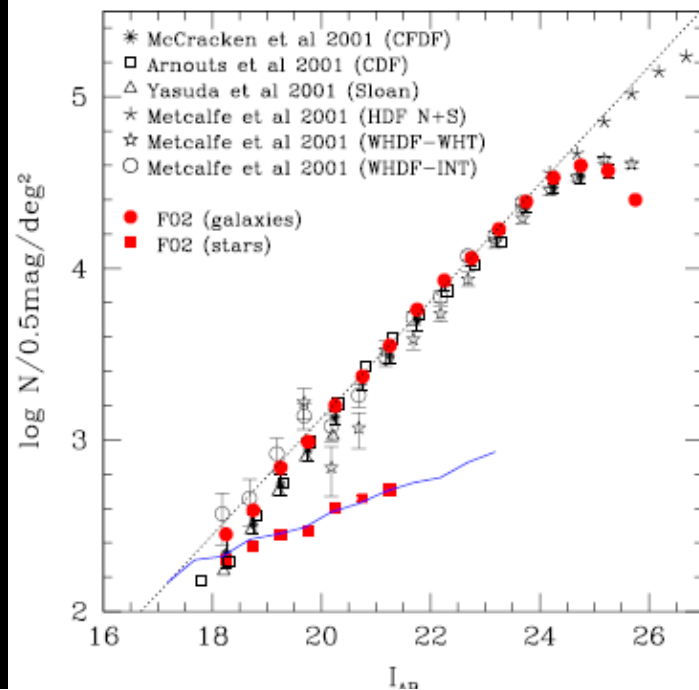
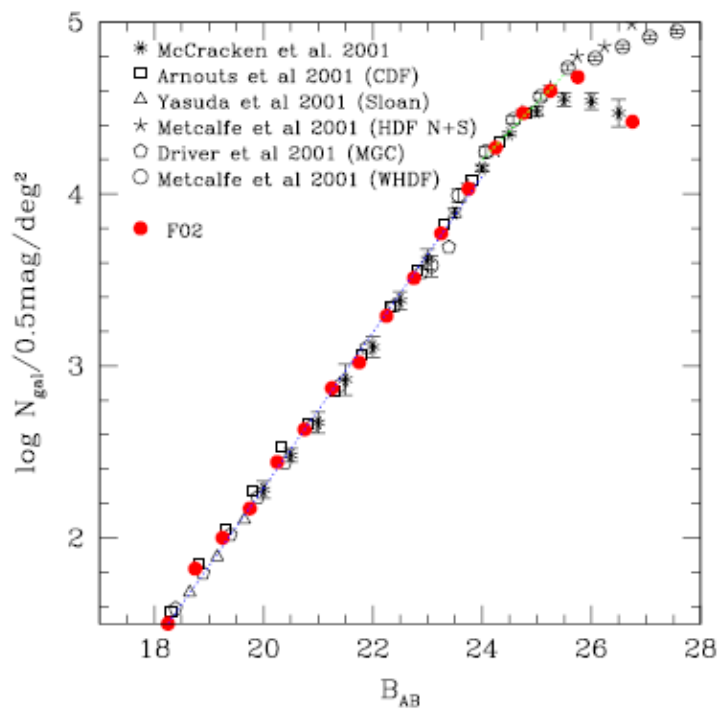
Images are nice but how far are they ? Imaging + spectroscopy !

Photometric surveys

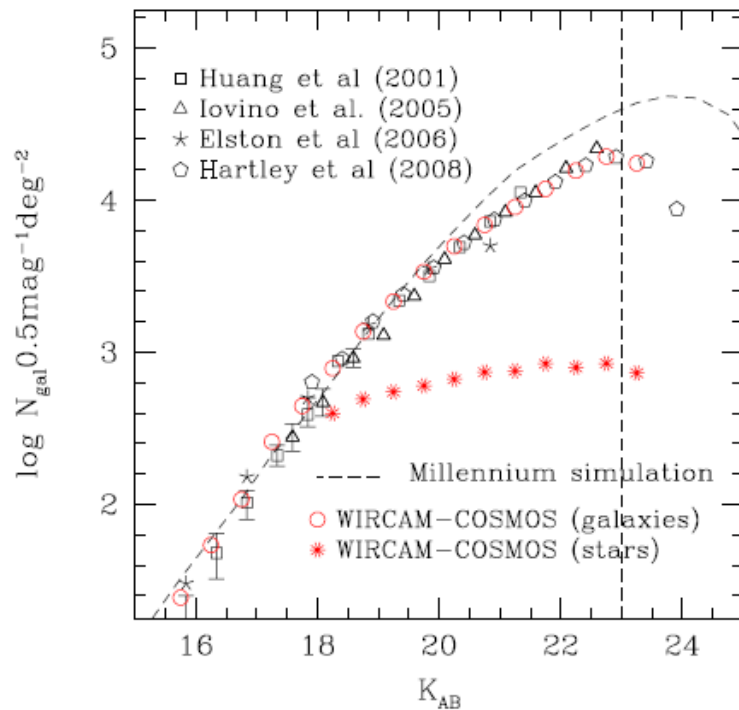
- Positions
- Luminosity (magnitudes)
- Colors
- Shapes
- Spectral energy distribution
 - Photometric redshifts
 - Mass, age...

MegaCam: 256 millions pixels

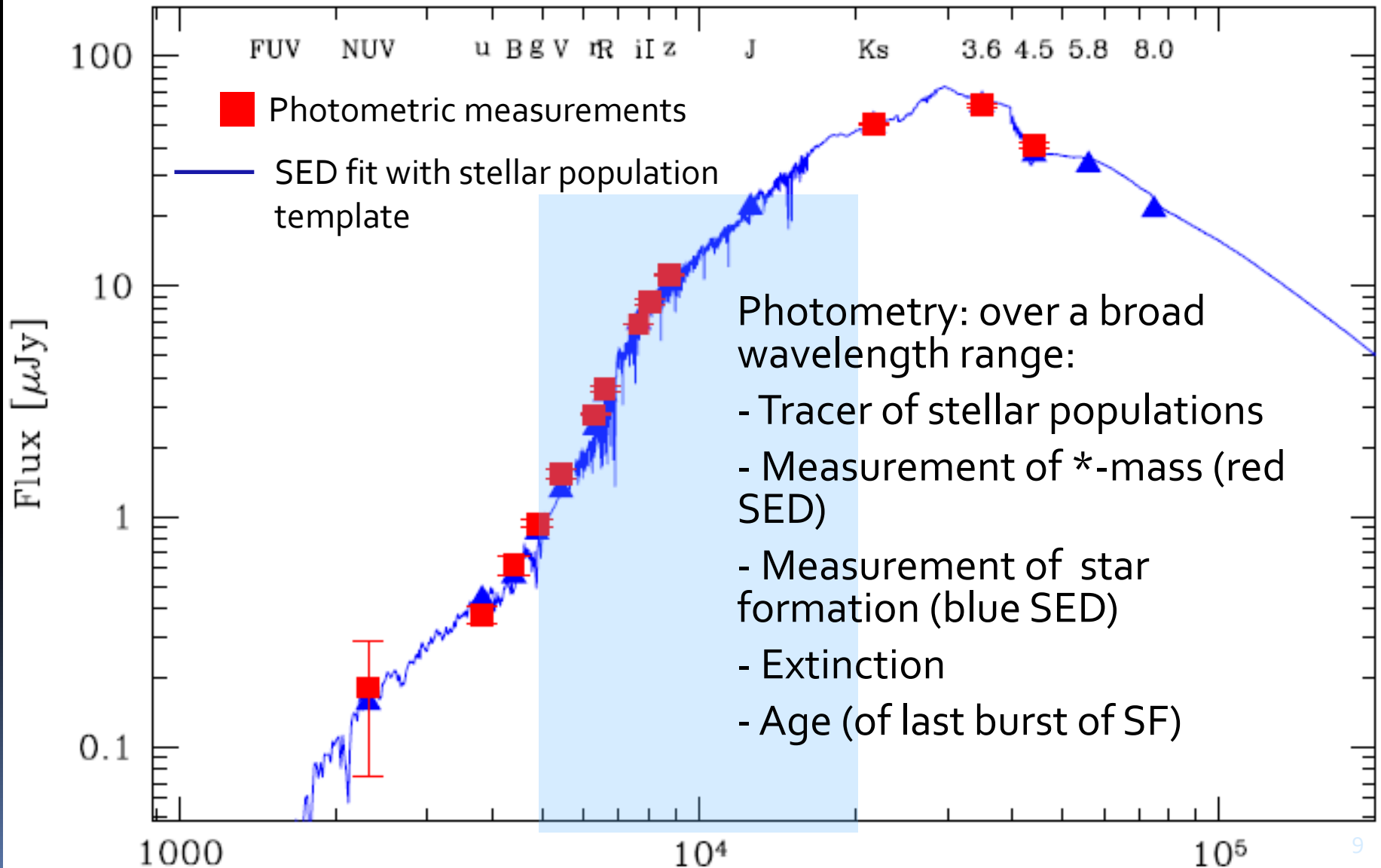




Comptages de galaxies:
N(m)



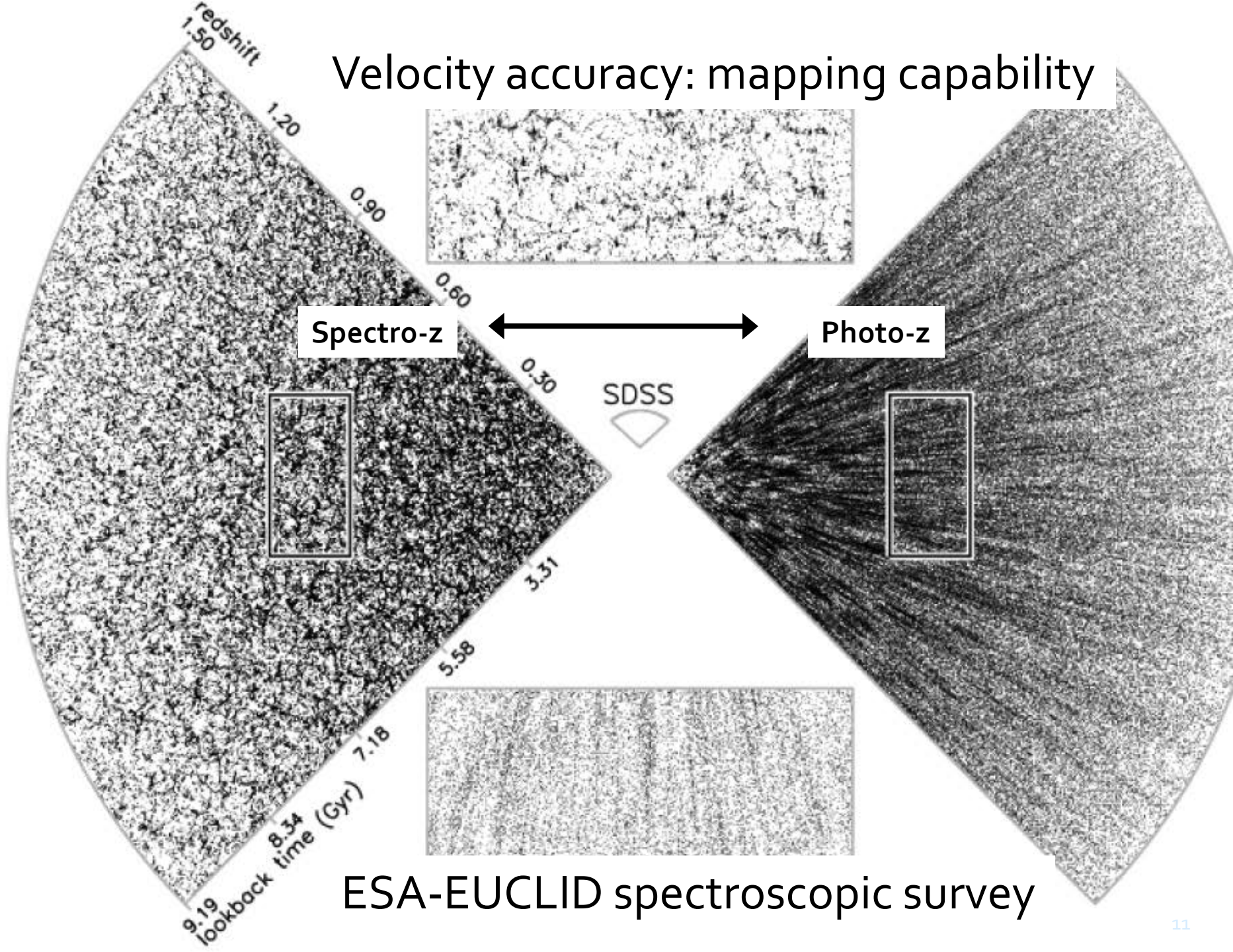
Spectral energy distribution & derivatives



Spectroscopic surveys

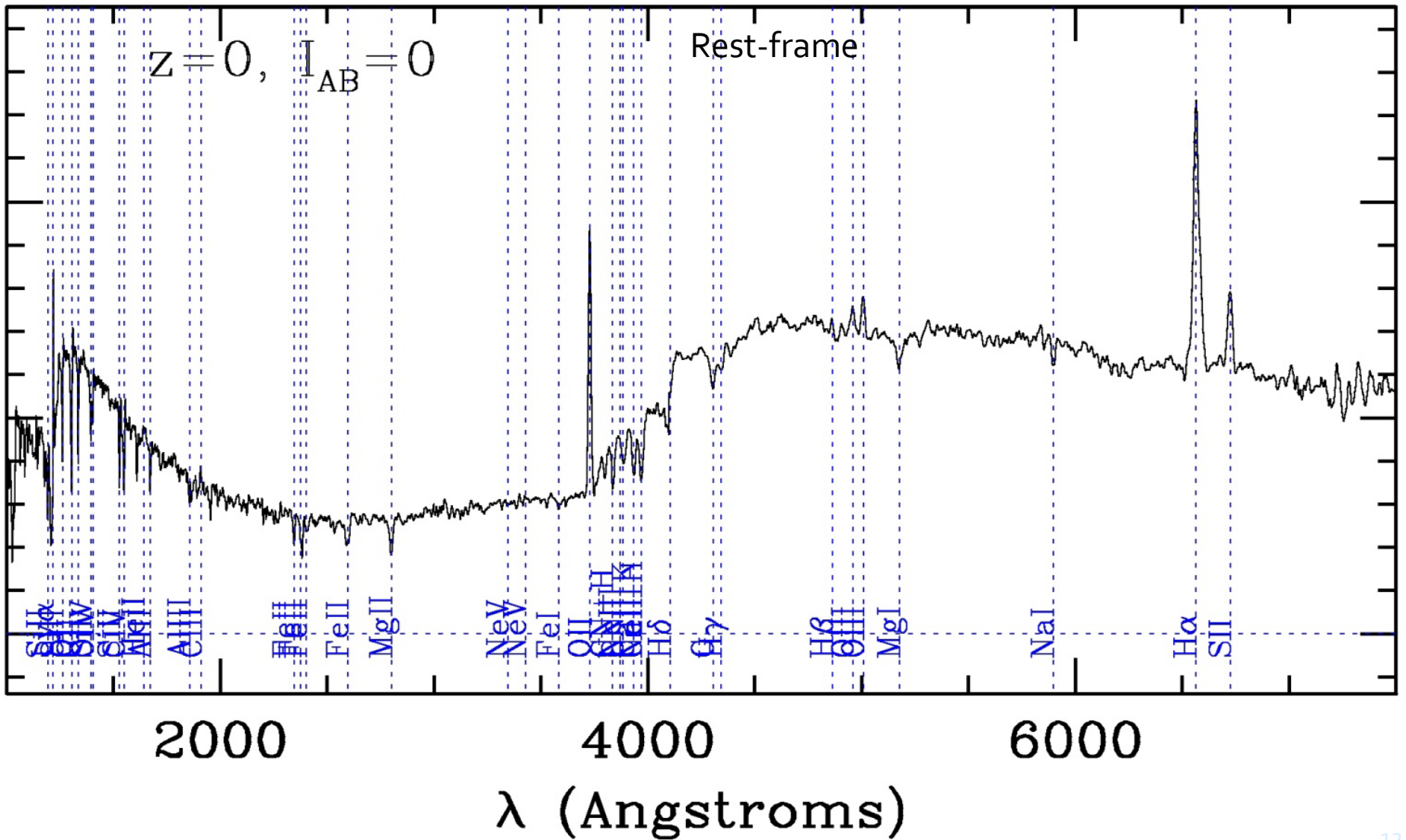
- Access to the 3rd dimension by measuring velocity - redshift
 - Accuracy 10-300km/s
- Counting galaxies $N(z,m)$
- Stars and gas content
- Dynamics from internal velocity field

Velocity accuracy: mapping capability



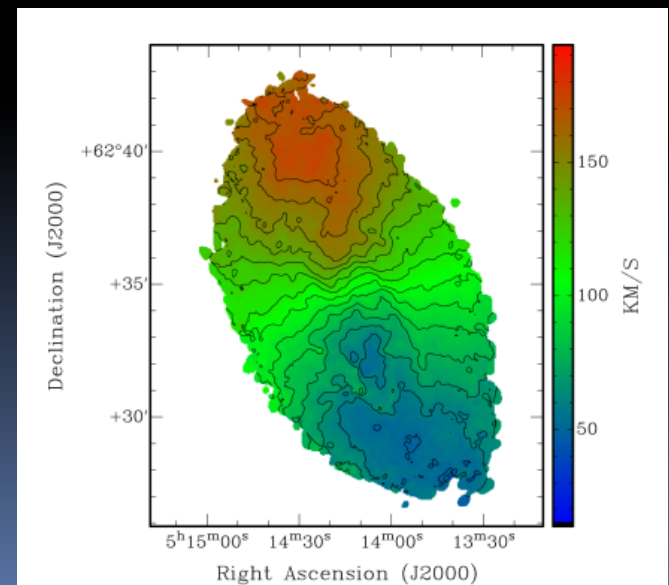
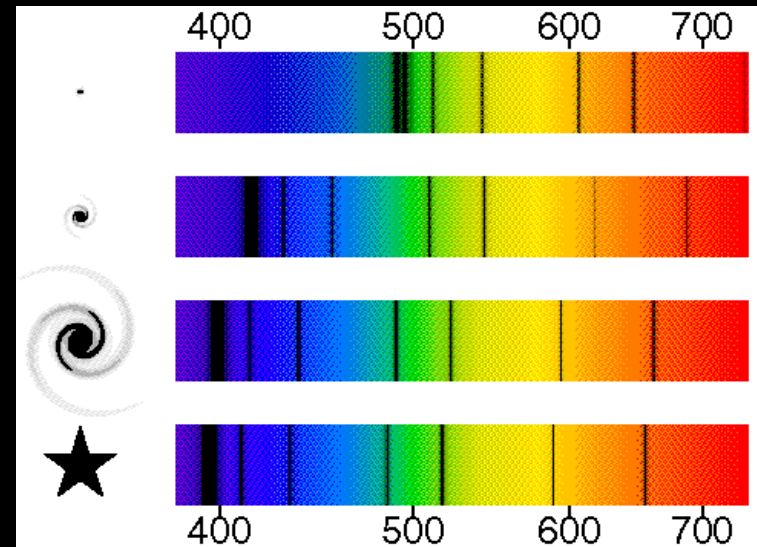
ESA-EUCLID spectroscopic survey

Spectra



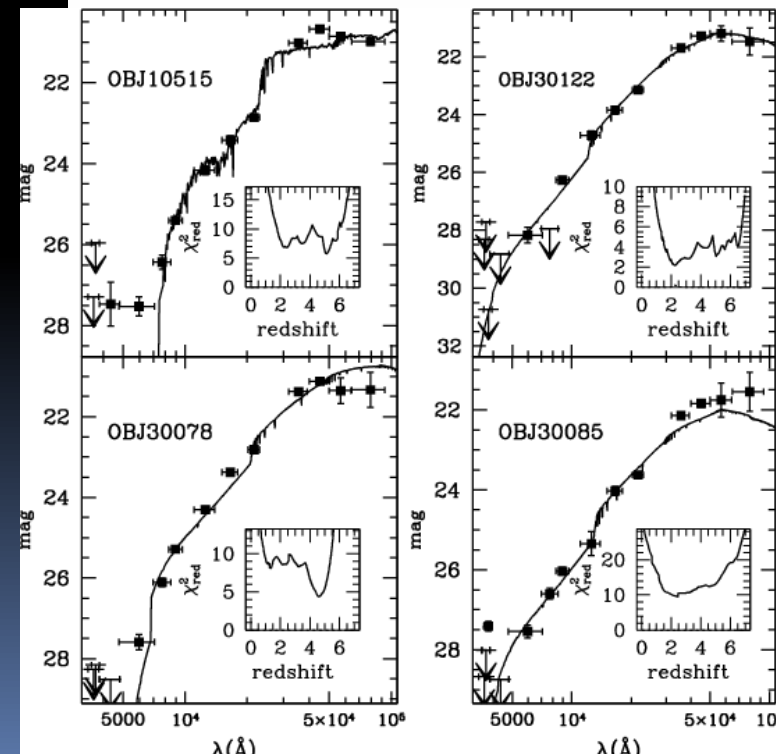
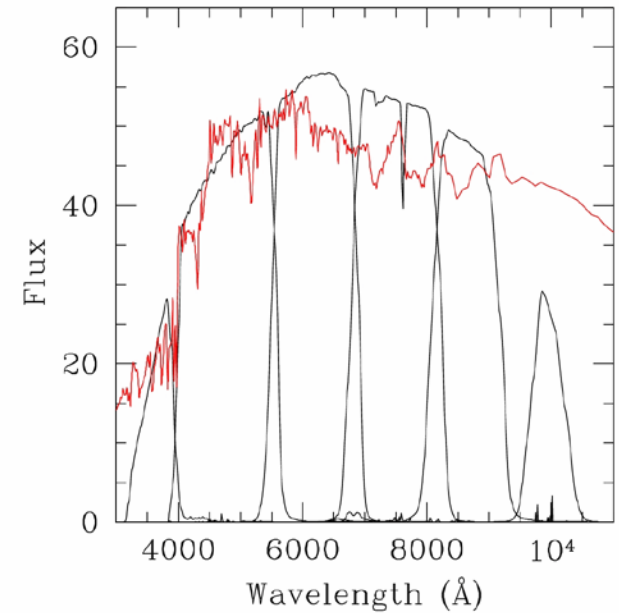
The Redshift $1 + z = \lambda_{obs}/\lambda_{em}$

- The shift in observed vs. emitted wavelength is a consequence of motion
 - Blueshift when moving towards the observer
 - Redshift when moving away from the observer
- In an expanding Universe objects are moving away from each other: Redshift
 - Redshift is distance: $v=Hd$
- Looking to a galaxy in rotation: velocity field with blue/red shift



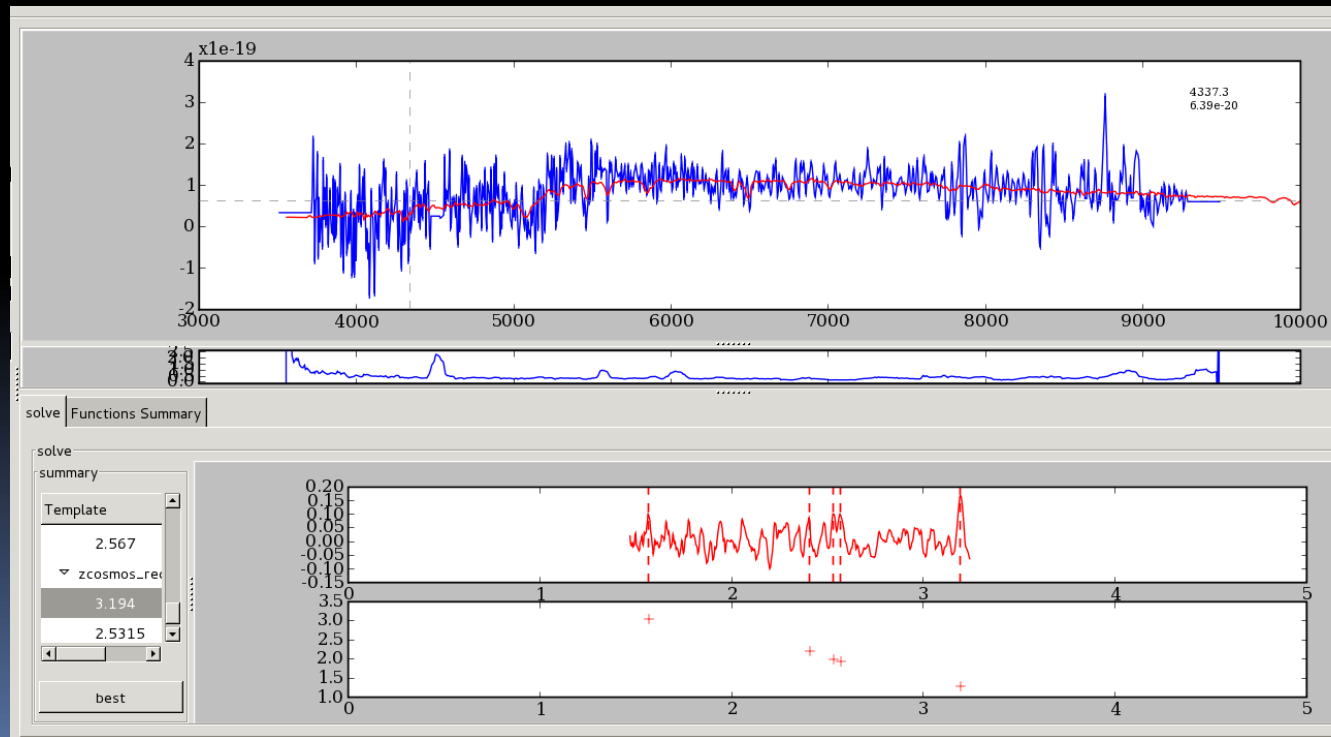
Measuring photometric redshifts

- Photo-z is a redshift derived from photometric data
- Use the SED
- Correlate against a set of templates
- Same process as for $*$ -mass, SFR, age, etc.
- Accuracy $\delta z \sim 3-5\%$
 - Probability distribution function
- Pb of catastrophic redshifts



Measuring spectroscopic redshifts

- Based on cross-correlation with templates
- Identify emission / absorption features
- Take continuum into account



EZ engine:
Garilli et al., 2010,
PASP, 122, 827

How are galaxy surveys designed ?

- Wide vs. Deep
- Wavelength
- Spatial and spectral resolution
- Total survey time
- Wedding cake approach



Deep / small field

Medium / large field

Shallow / all-sky

Planning a survey: examples

- VLT 8m + VIMOS
- 500 objects per observation
- How much time to survey 10,000 objects ?

Survey type	Limiting magnitude	Useful exposure time	Total exposure time	Total time with overheads
Wide	22.5	0.75h	15h	19h
Deep	24	4h	80h	100h
Ultra-Deep	25	15h	300h	330h

Measuring galaxy evolution with galaxy surveys



Distribution in LSS

$N(z)$

Galaxy density field

Correlation function

Cosmology: BAO, $f\sigma_8(z)$...

Luminosity / SFR / Mass evolution

Luminosity Function

Luminosity Density

Mass function

SFH

ρ_{STARS}

High redshift populations

Pre-selected: LBG, BzK, LAE, SMGs, EROs, DRGs

The most distant LBGs, LAE

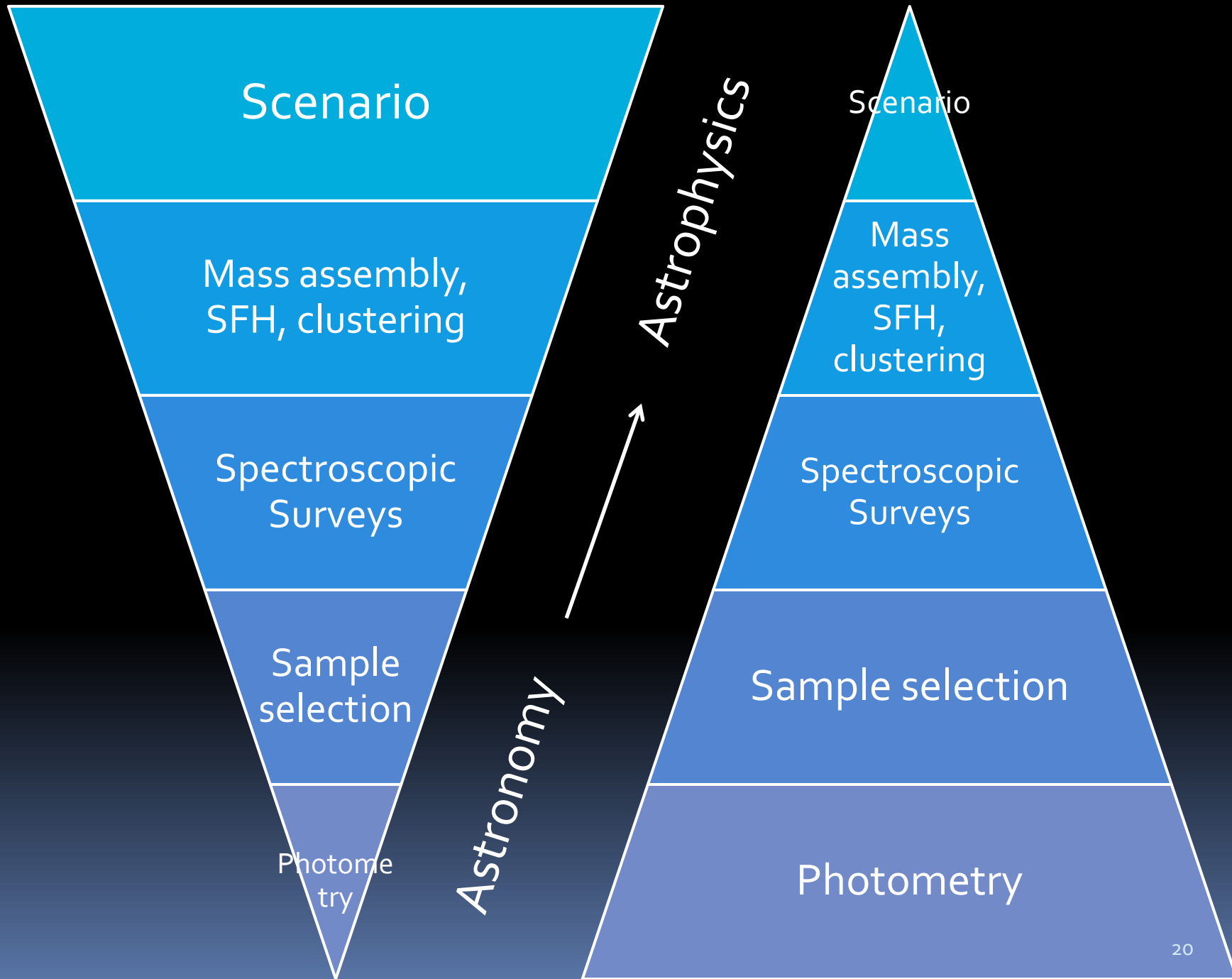
Faint QSOs

Track evolution versus Environment, Luminosity, galaxy type,...

Some Principles

- Surveys need to be unbiased
 - Volume, luminosity/mass, type, environment...
 - Proper photometric catalogs
 - Statistically robust
 - Complete census
- Selection function control
 - Apriori hypotheses
 - Large deep imaging surveys
 - Large samples
 - Multi-wavelength

2 types of surveys: photometric and spectroscopic



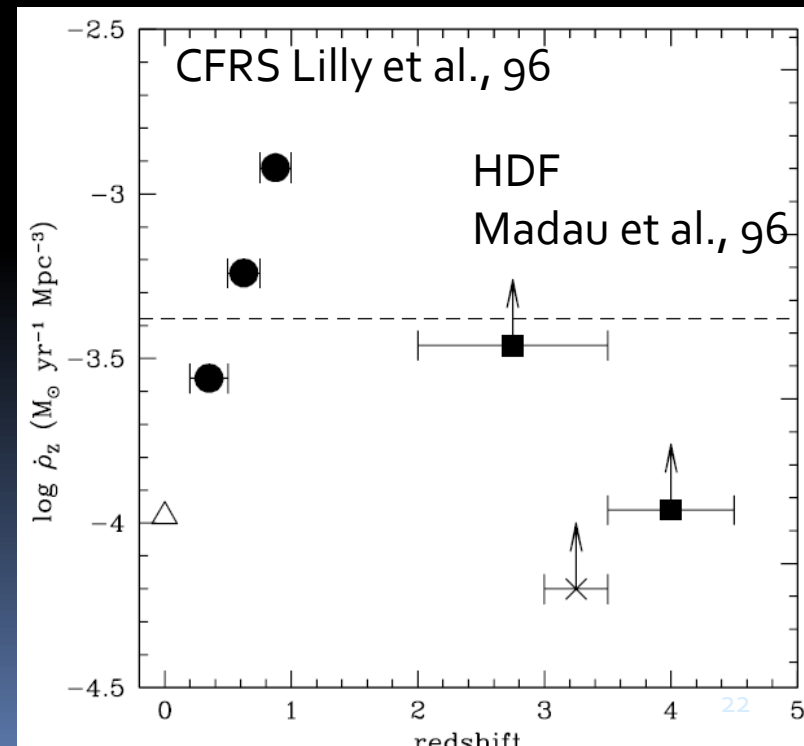
What instruments are needed ?

- Wide field imaging cameras
 - Visible
 - Infrared
 - Space: UV, mid/far-IR
 - All wavelengths !!
- Wide field multi-object spectrographs
 - Multi-slit
 - Multi-fiber



Historical perspective

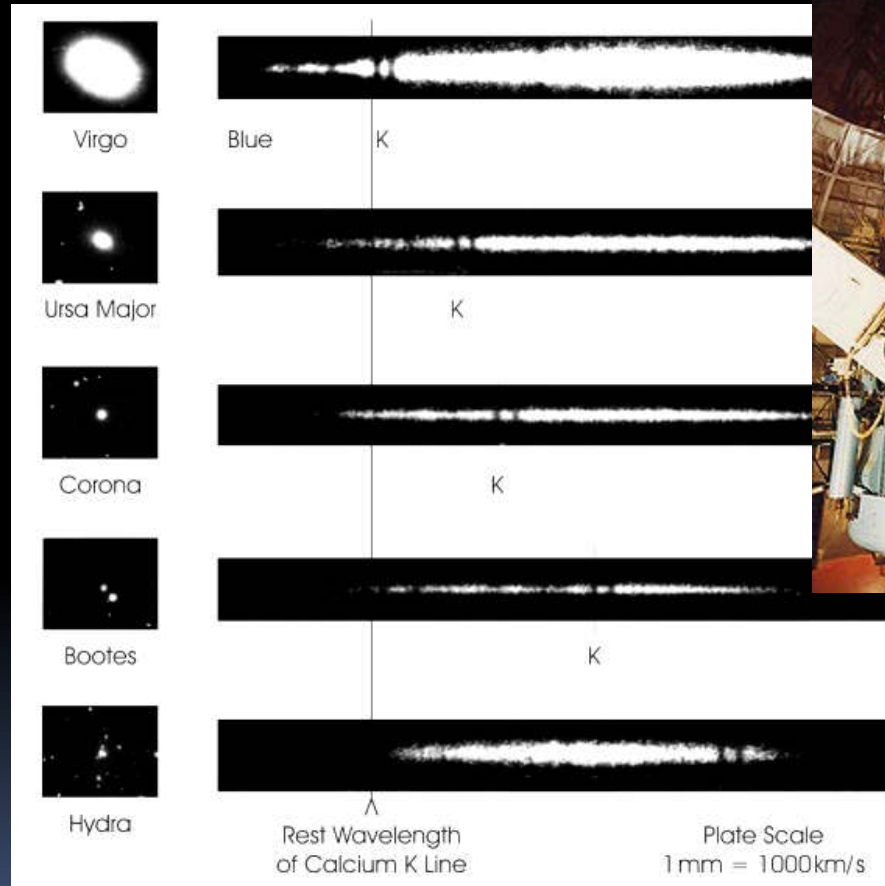
- Early times: galaxies one by one (Hubble...)
- The invention of multi-object spectroscopy
 - First efficient MOS in the '90s
- '90s: the golden age
 - 2dFGRS, SDSS in the local U.
 - CFRS, LDSS: $z \sim 1$
 - LBG: $z \sim 3$
- Today: the precision age



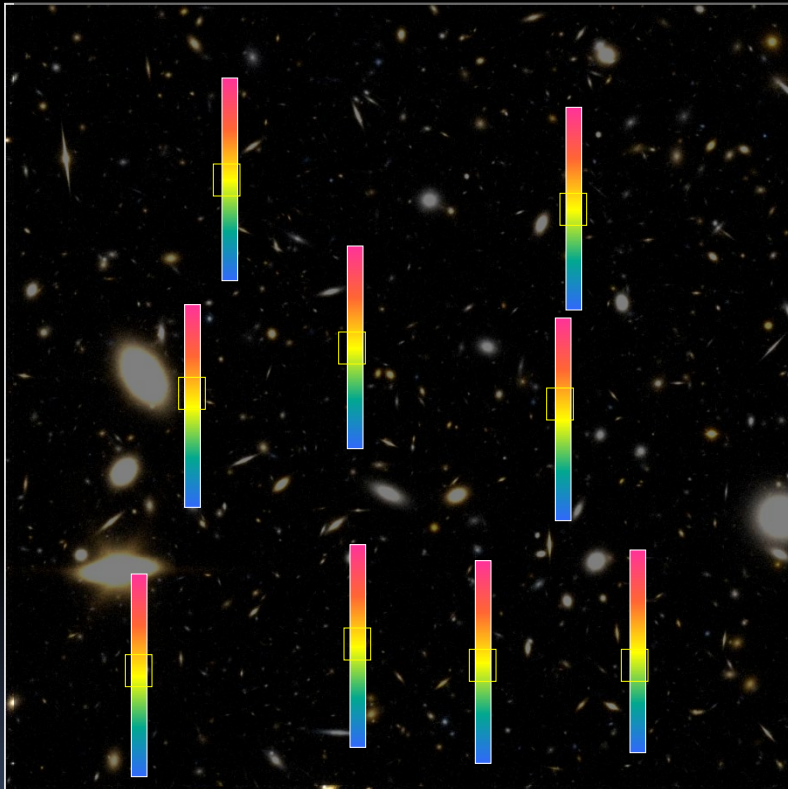
Spectra, one by one



E. Hubble



Multi-object spectroscopy



- Deep multi-color imaging
- Target selection
- Multi-object spectroscopy

Today MOS have $N_{\text{obj}} \gg 100$
Multiplies the efficiency of your telescope by N_{obj} !

Instrument design and development

- Instrument making is fundamental to astrophysics
- Relies on new & improved technology
 - Optics, detectors, mechanics, control (active)
 - Space technology
 - Software: data processing, databases
- Professional project development
 - Skilled instrument scientists and specialty engineers
 - Project management
- Expensive telescopes (~1B€) and instruments (~15M€ ground-based / ~150M€ space-based)


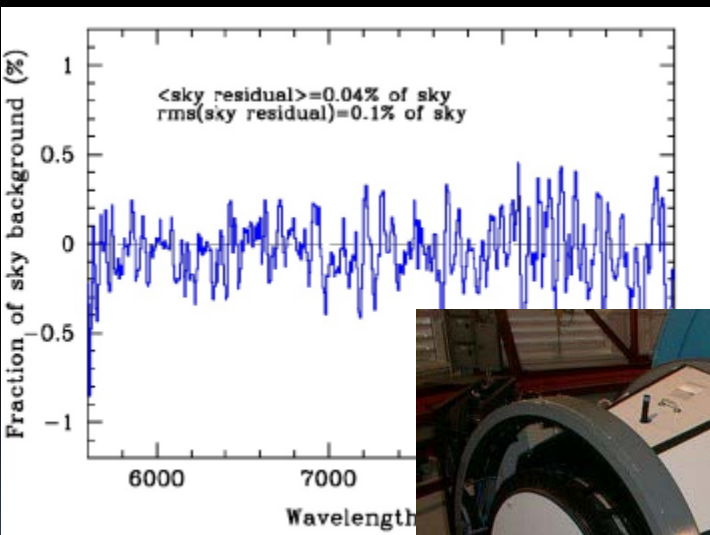
Instrument development cycle

- Define science goals: science requirements T_0
 - Survey volume, number of objects, redshift
- Derive technical requirements T_0+1y
 - Field of view, wavelength, resolution, throughput
 - Global performances
- Produce strawman opto-mechanical design
- Identify new technology developments: grating, detectors, ... T_0+2y
 - Produce prototypes
- Manufacture all parts T_0+4y
- Assembly, integration and tests T_0+5y
 - Measure performances, calibrate
- First light T_0+6-7y

SPACE: 50-100% longer !

Multi-Object Spectrographs have become the work-horse of many observatories

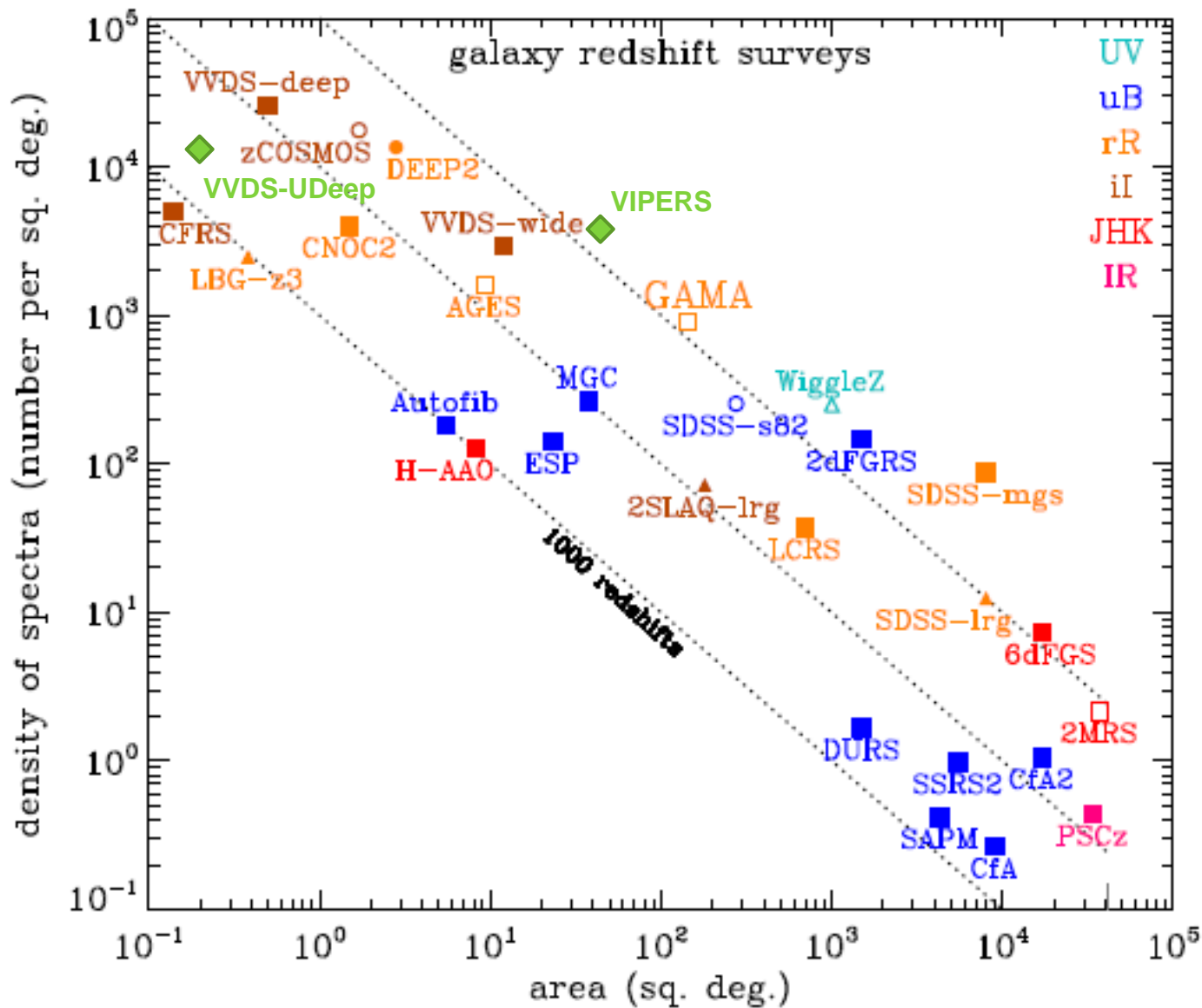
- Dans tous les observatoires majeurs: CFHT-MOS/SIS, Keck-LRIS, VLT-FORS, GMOS, Keck-DEIMOS, VLT-VIMOS, IMACS ...



Past and present deep spectroscopic surveys

Survey	Instrument	redshift	# galaxies
2dFGRS	2dF/AAT	$0 < z < 0.5$	220000
SDSS	SDSS/Apache Point	$0 < z < 0.5$	930000
CFRS – 1995	CFHT-MOS	$0 < z < 1.2$	600
LBG – 1999	KECK-LRIS	$2.5 < z < 4.5$	1000
DEEP2, 2005+	KECK-DEIMOS	$0.7 < z < 1.4$	50000
VVDS, 2005+	VLT-VIMOS	$0 < z < 5$	50000
zCOSMOS, 2007+	VLT-VIMOS	$0 < z < 1.2$	20000
		$1.4 < z < 3$	10000
VIPERS, 2009+	VLT-VIMOS	$0.5 < z < 1.2$	100000
VUDS , 2010+	VLT-VIMOS	$2.5 < z < 6.7$	10000
GOODS	VLT FORS2	$0 < z < 7.1$	1000

And more !



From Baldry et al., 2010



VVDS: the final sample

Magnitude selected samples

Sample	Selection	redshift	galaxies Spectro-z	galaxies $z > 1.4$
Wide	$I_{AB} \leq 22.5$	$0 < z < 1.5$	35000	-
Deep	$I_{AB} \leq 24$	$0 < z < 5$	15000	970
UltraDeep	$I_{AB} \leq 24.75$	$0 < z < 5$	863	220
$Ly\alpha$	Flux	$2 < z < 6.5$	204	204
TOTAL			~51000	~1400

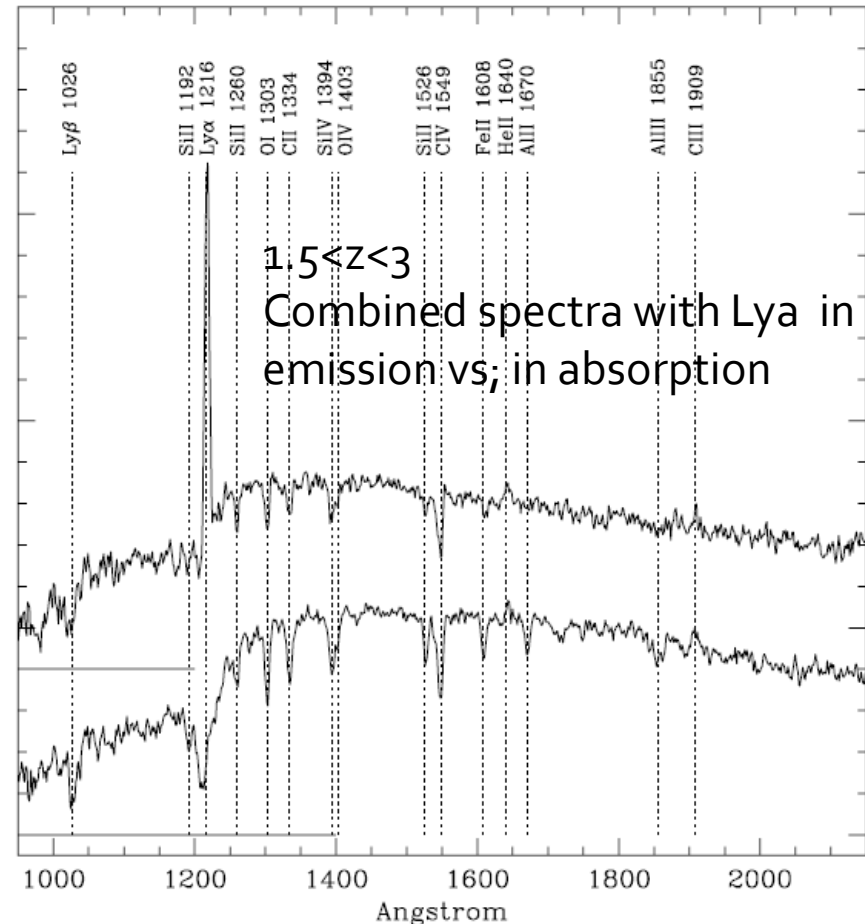
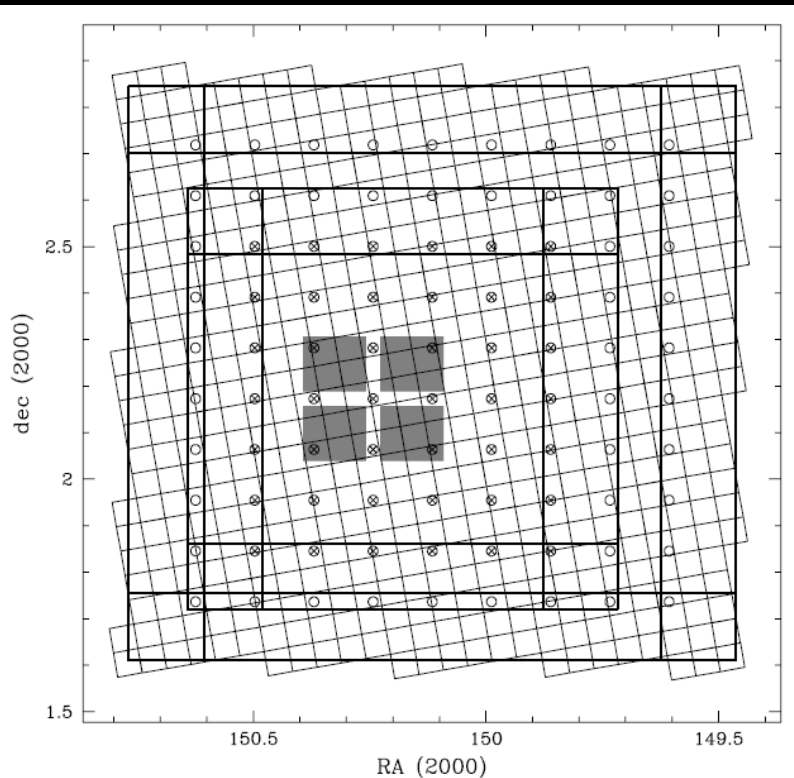
- >51000 galaxies with redshifts
- A total of ~1400 galaxies with $1.4 < z < 6.5$ and spectroscopic redshifts

zCOSMOS


On HST-COSMOS 2 deg² field

With VLT-VIMOS

- Wide: 2 deg², 20000 spectra, $I_{AB} \leq 22.5$, $0 < z < 1.2$ (Public)
- Deep: 1 deg², 5000 spectra, BzK+UGR selected $1.5 < z < 3$

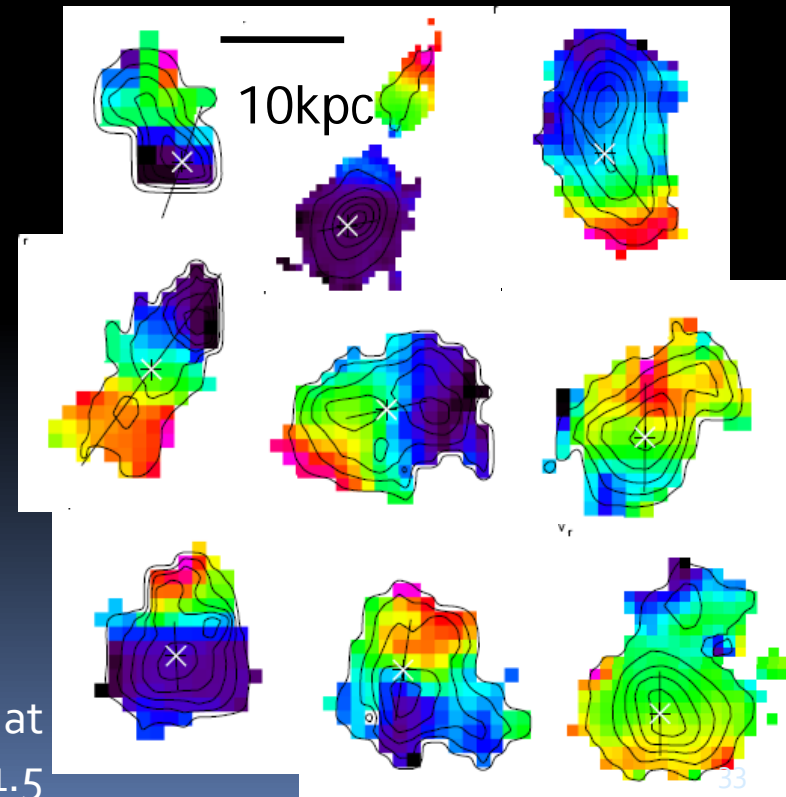
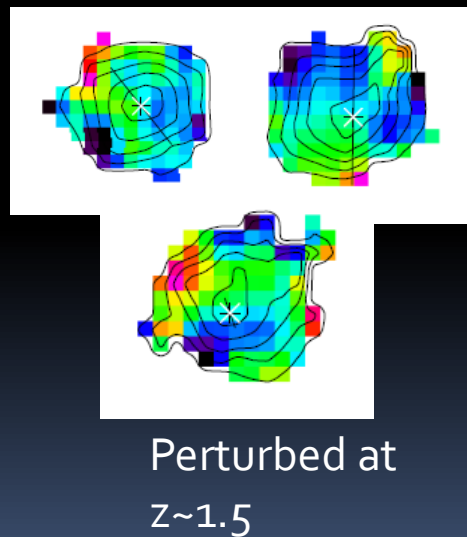
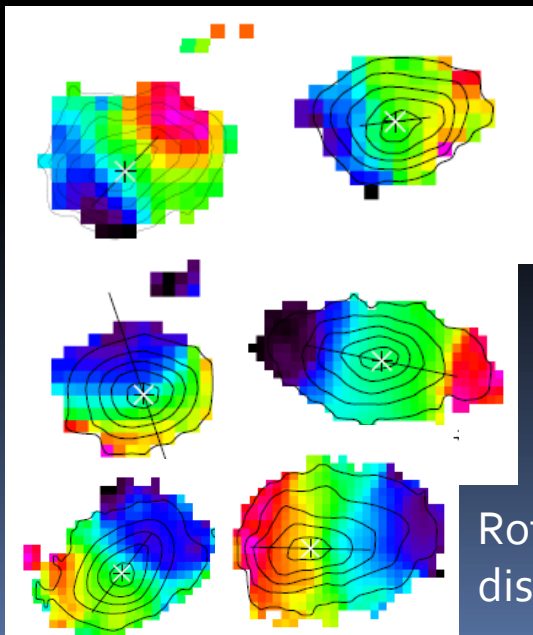


Serendipitous power of MOS



Follow-up surveys

- Select clean samples from deep spectroscopic surveys
- Example of 3D integral field spectroscopy surveys
 - MASSIV: a complete sample, 80 galaxies from VVDS at $1 < z < 1.8$ with IFU-3D (At the peak of star formation), kinematics/dynamical studies
 - SINS: ~ 100 galaxies $z \sim 2$



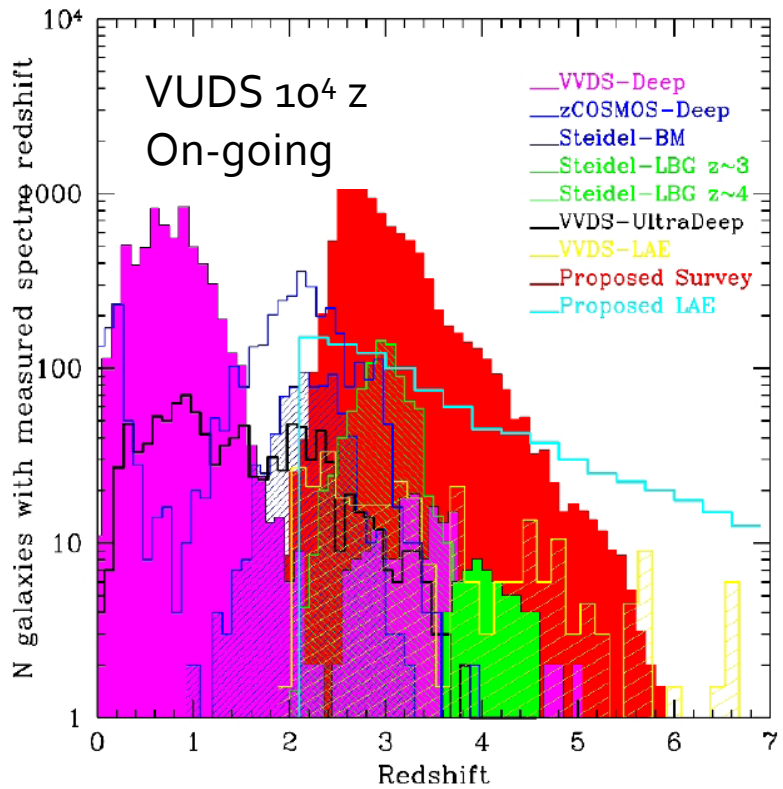
Next generation surveys and facilities

- Need to go fainter/deeper
 - Faint end of the luminosity function
 - Early objects – reionisation
- Need to observe in the near infrared
 - SED redshifted out of the visible/CCD domain for $z > 7$
- Need to observe large volumes
 - Get rid of cosmic variance effects
 - Access to very large scales for cosmology
- Continue to build-up the wedding cake !

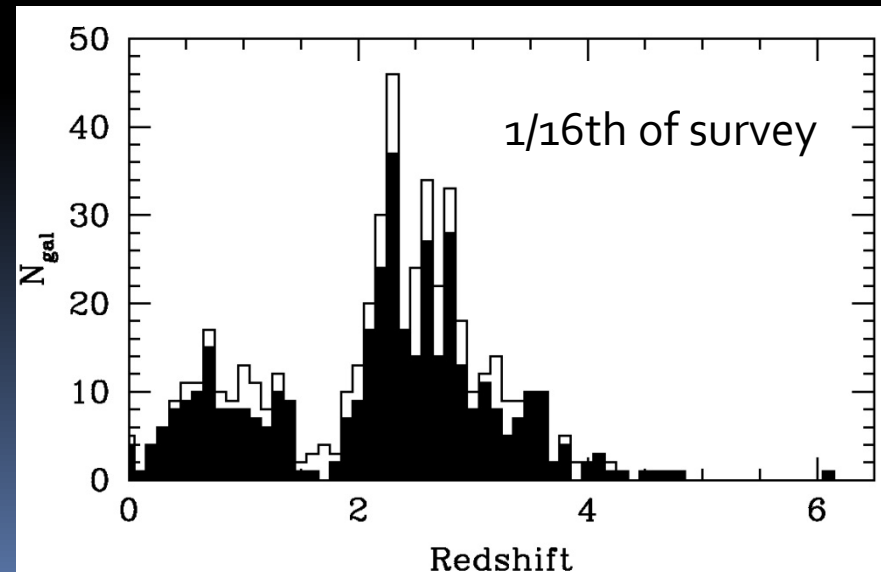
Future surveys and facilities

- Very wide field, all-sky to $z \sim 2$
 - Cosmology and galaxy evolution
 - VIMOS-VIPERS, on-going: 10^5 redshifts, $z \sim 1$
 - Big-Boss, SUMIRE-PFS...: 3×10^7 redshifts, $z \sim 1-1.5$
 - ESA-EUCLID: 5×10^7 redshifts, $z \sim 2$
- Large surveys, $z \sim 2-5$
 - UltraVista: on-going
 - VUDS at VLT: 10^4 redshifts, on-going
- Reionisation, SFH, $z > 5$
 - JWST: NIRSPEC, MIRI
 - EELT: DIORAMAS, EAGLE

VUDS: VIMOS Ultra-Deep Survey

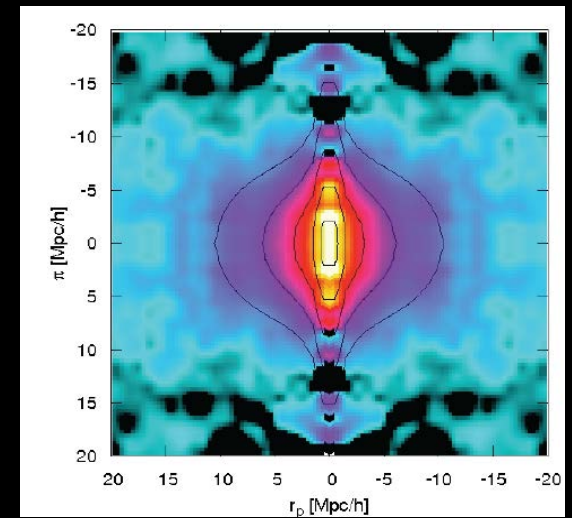


- Large program on VLT (640h)
- Magnitude selected
 $23 \leq i_{AB} \leq 25$
- VIMOS: 14h blue + 14h red integrations
- On-going: 10,000 galaxies

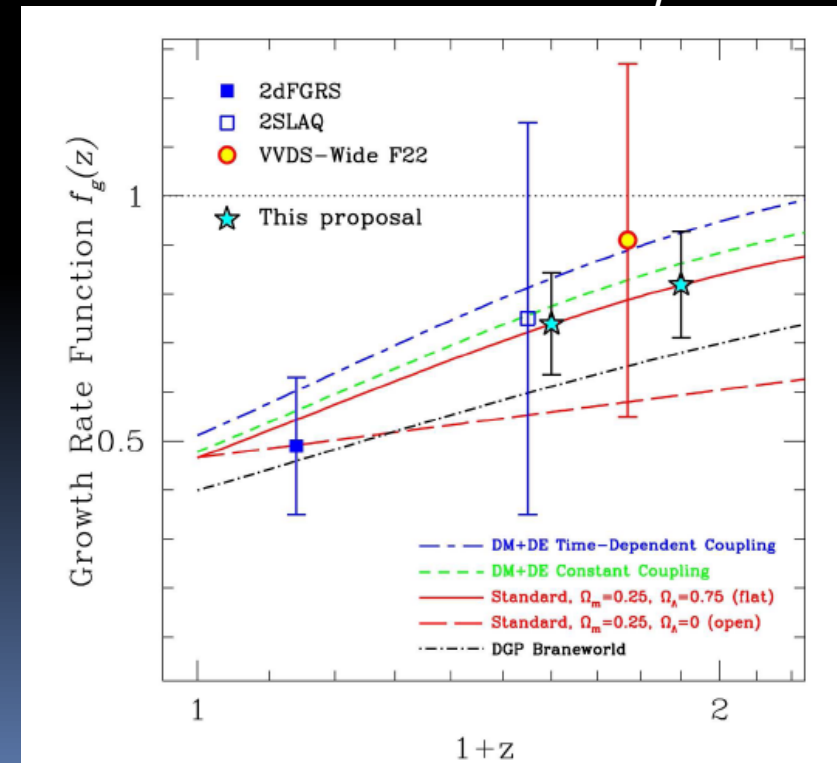
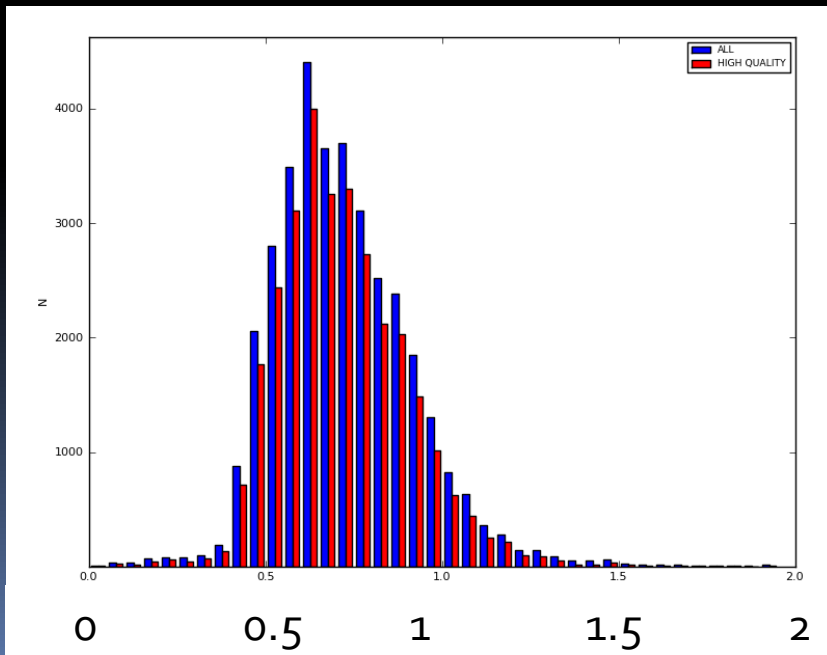


VIPERS: 100000z at $z \sim 1$

- VLT-VIMOS
- Measure growth rate


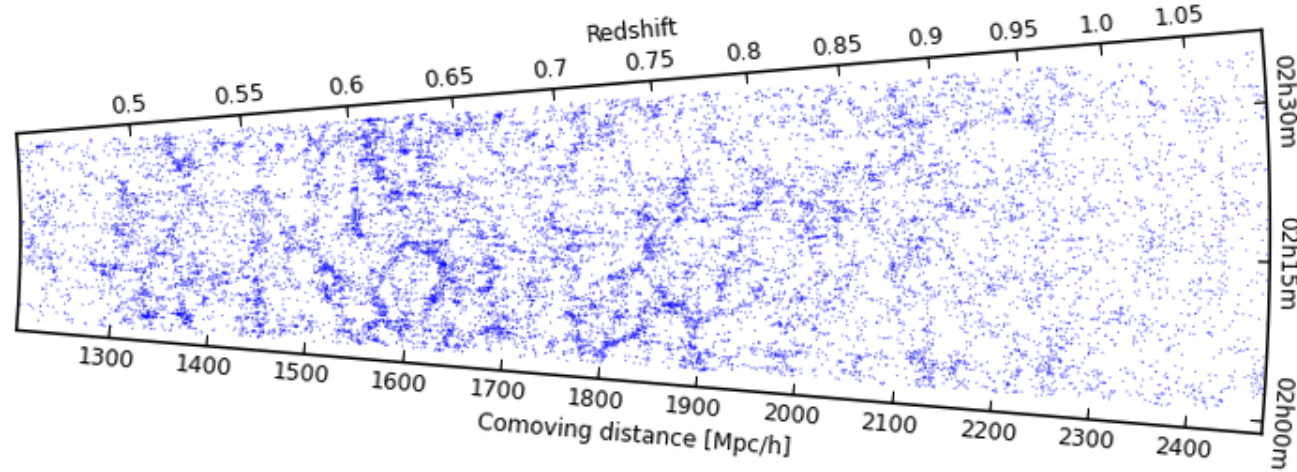
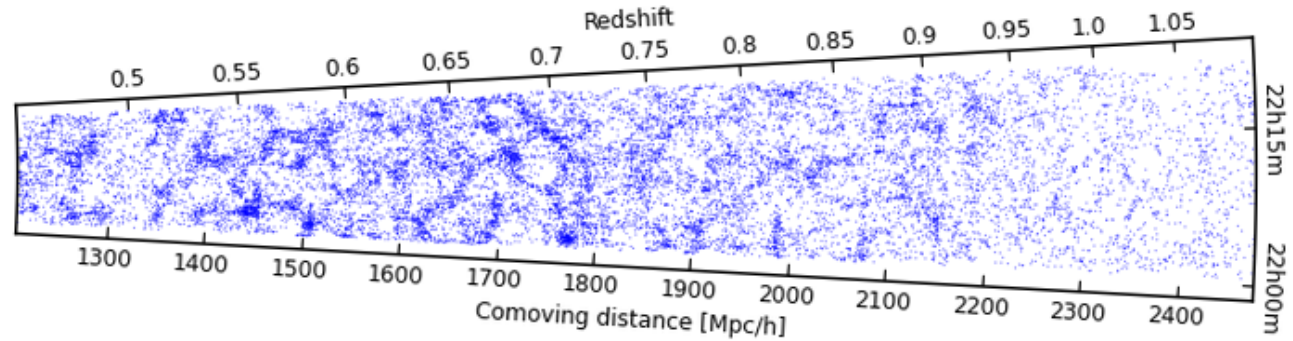


VVDS: Guzzo et al.,
Nature, 2008



VIPERS

- What is real ?
- What is simulated ?
- 40000 redshifts so far



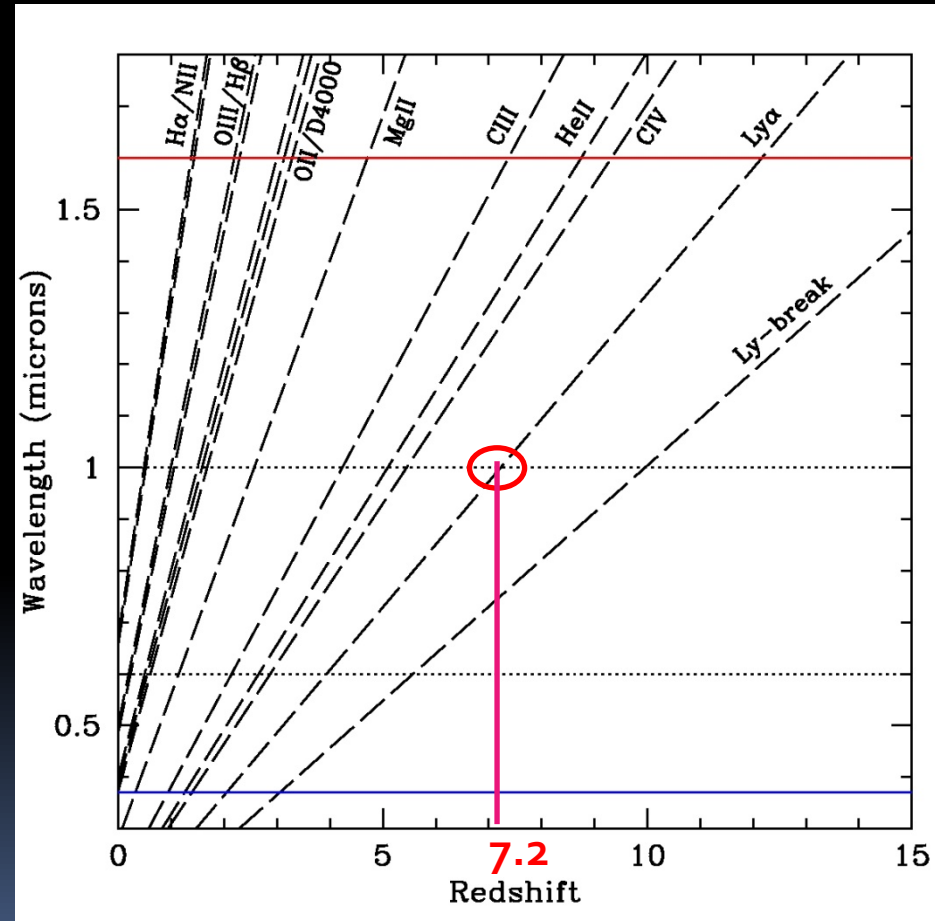
Breaking the z-frontier: need for efficient NIR multi-object spectrographs

■ ~NOW

- MOSFIRE on Keck: 2011
 - YJHK, 6x6 arcmin²
 - 45 slits
- KMOS on VLT, 2012 ?
 - YJHK, 7 arcmin diameter
 - 24 IFUs, 2.8x2.8 arcsec²
- LUCIFER on LBT
- EMIR on GTC

■ NEXT

- PFS: 2016
- NIRSPEC-JWST: 2018
- EUCLID: 2019



Some new facilities for surveys

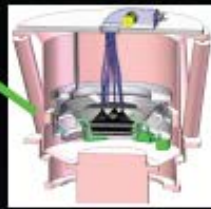
- SUMIRE – PFS
- JWST
- EELT
- EUCLID

SuMIRe

Subaru

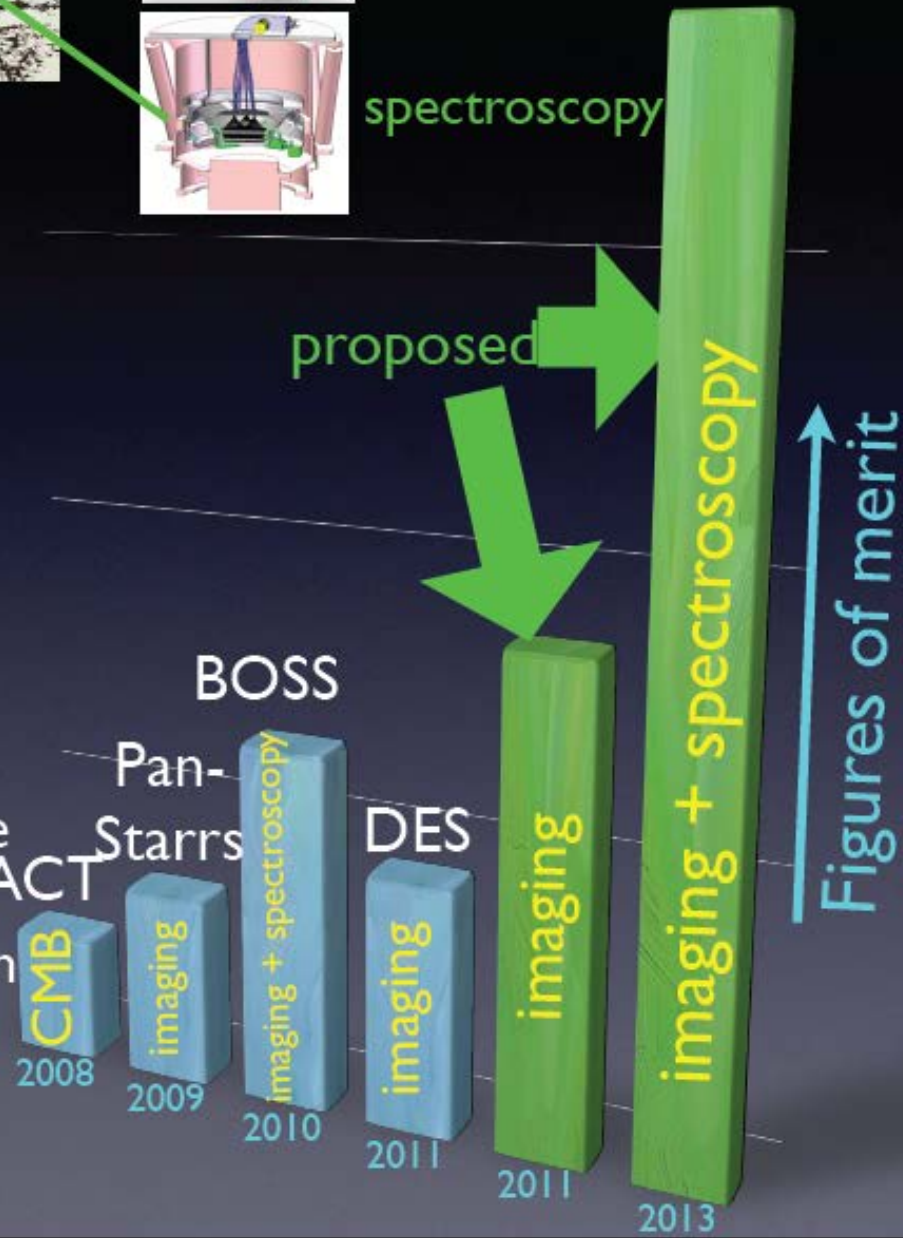


imaging



spectroscopy

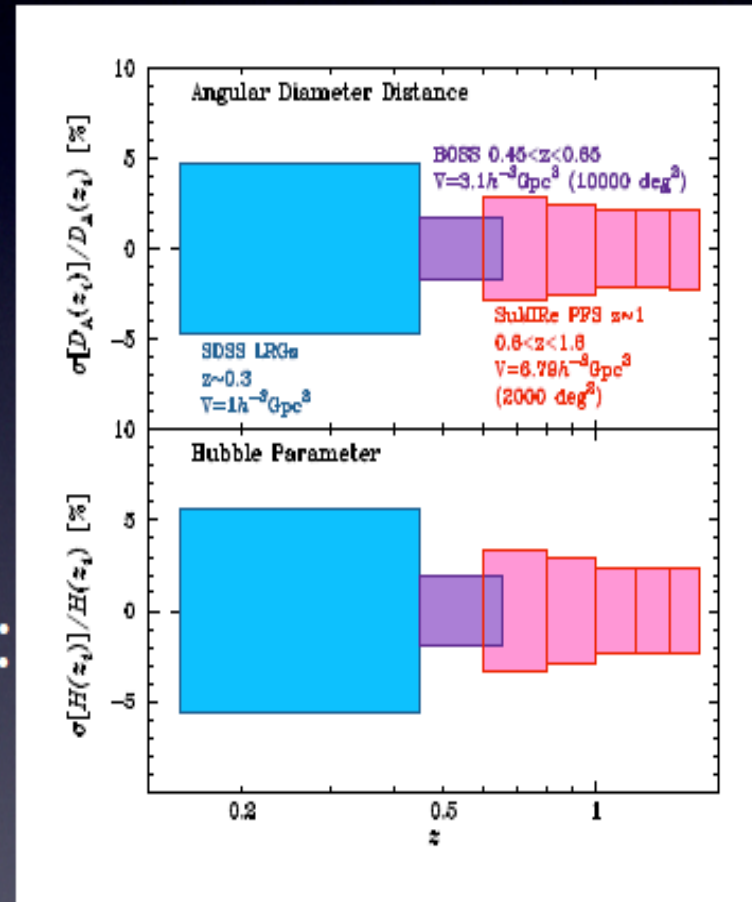
- Major study of dark energy
- Subaru Measurement of Images and Redshifts
 1. **imaging** with 0.9B-pixels 3t CCD camera from 2011
 2. **spectroscopy** with ≈ 2000 objects >2015
- *best measurements of dark energy params* in this decade
- *3D map of dark matter* to observe structure formation
- same telescope for both **imaging** and **spectroscopy** like SDSS but 8.2m!



technical specs


- BAO

- correlate distance from BAO to redshift \rightarrow dark energy
- targets selected with HSC
- go beyond BOSS: $z \approx 0.6-1.6$
- most efficient (least exposure):
OII emission 372.7, 373.0 nm
- need 600-1000nm, $R \approx 3000$
- measure w down to 3%



JWST

- Space telescope
- *Diameter: 6.5m*
- 0.6-25 microns
- Observe first light
- Launch 2018





JWST instruments

- NIRCAM: 0.6-5 microns
 - 2.2'x4.4'
- NIRSPEC: 1-5 microns
 - 3'x3'
 - Multi-slit
- MIRI: 5 to 27 microns
 - Imaging and spectroscopy
 - 1.3'x1.7'



EELT: Europea, « Extremely Large Telescope »



Construction to be decided in 2012

DIORAMAS (OPTIMOS)

A wide field imaging & multi-slit spectrograph for the EELT

- One single instrument for the deepest images and the deepest spectra possible with an ELT
- Multi-slit for the most accurate sky subtraction for faint objects
- Capability to work with GLAO-corrected images
- Optional capability: Integral field unit

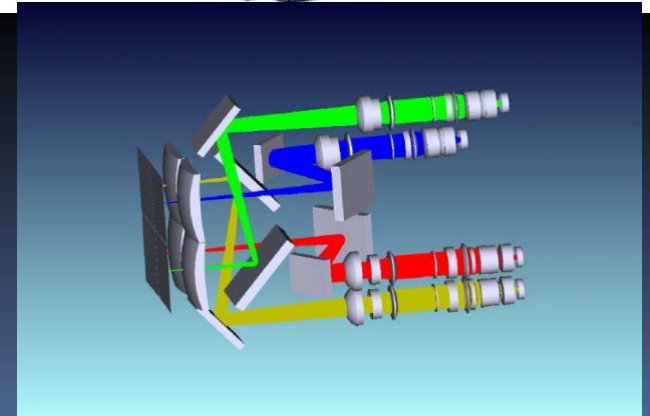
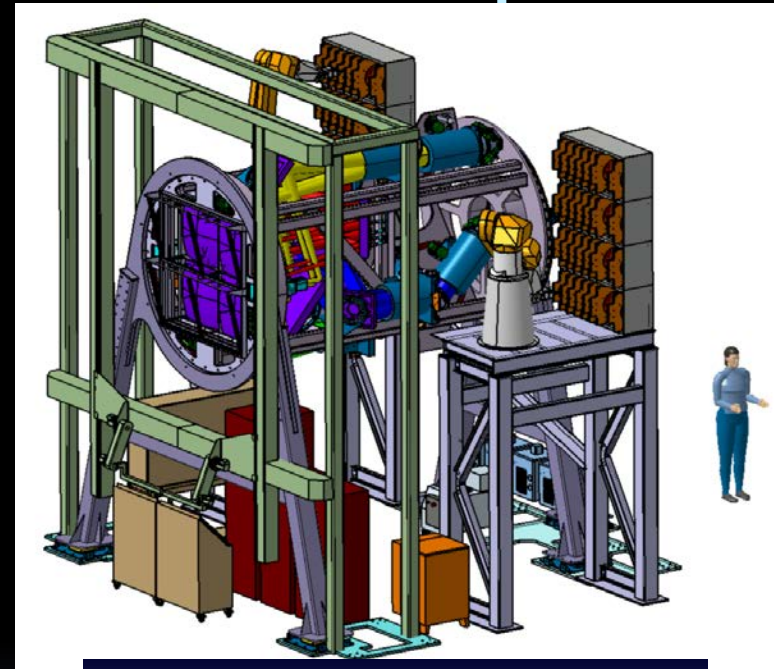
DIORAMAS @ EELT = FORS+VIMOS+HAWKI+KMOS @ VLT

A powerful imaging-MOS which can do surveys!

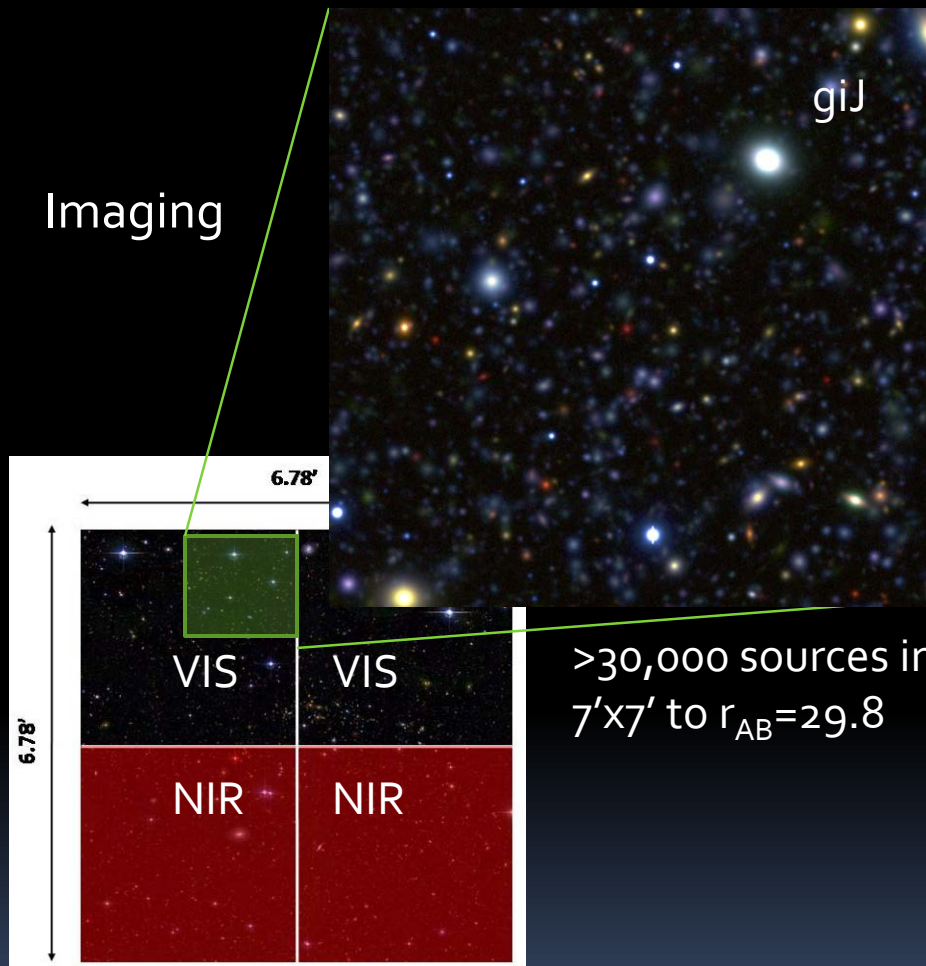
DIORAMAS

Innovative and robust concept

- Wide field up to 44 arcmin^2 , use seeing limited or GLAO-corrected images, 0.05 arcsec/pix
 - 2 Visible and 2 NIR quadrants, with $0.6\text{-}1\mu\text{m}$ overlap
- Imaging and MOS (slits) from 0.37 to $1.6 \mu\text{m}$
 - IFU possible
- Superb optical design and compact mechanical layout
- Opto-mechanical systems using industry standards, no R&D required
- Low risk

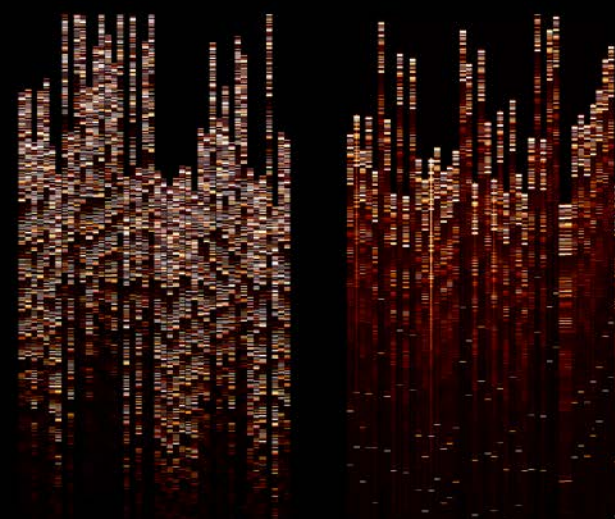
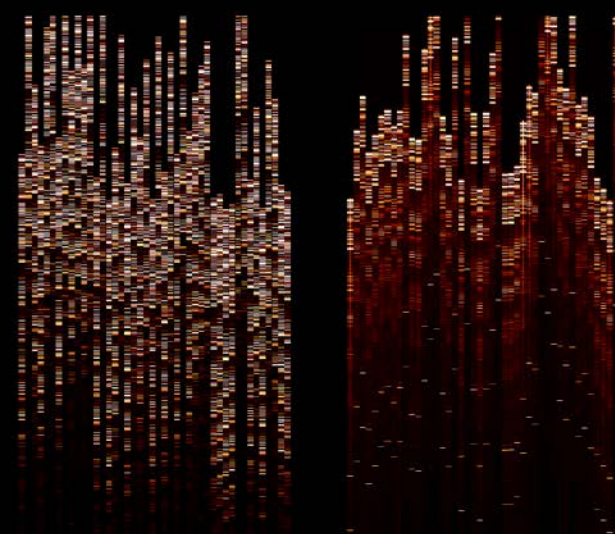


Wide field, multi-mode



JWST-NIRCAM

JWST-NIRSPEC



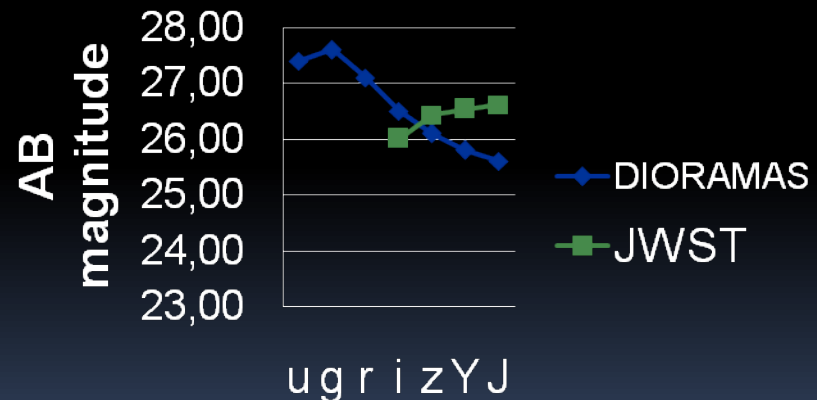
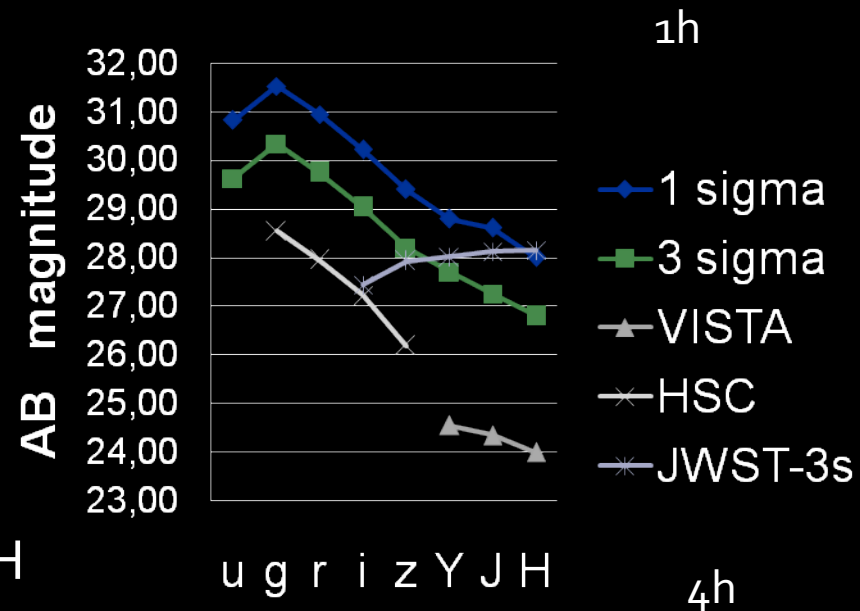
Multi-slit $R \sim 300$, 480 slits
Multi-slit $R \sim 3000$, 180 slits

DIORAMAS

High level of performances

- Excellent image quality and high throughput (~70%)
- Extremely deep imaging from u' to H
- High multiplex: 160 slits in HR, 480 slit in LR, 0.37 to 1.6 μ m
- Limiting magnitude (4h): AB~29 in imaging, AB~26.5 in MOS
- GLAO: from 0.7 to 0.4 arcsec over FOV

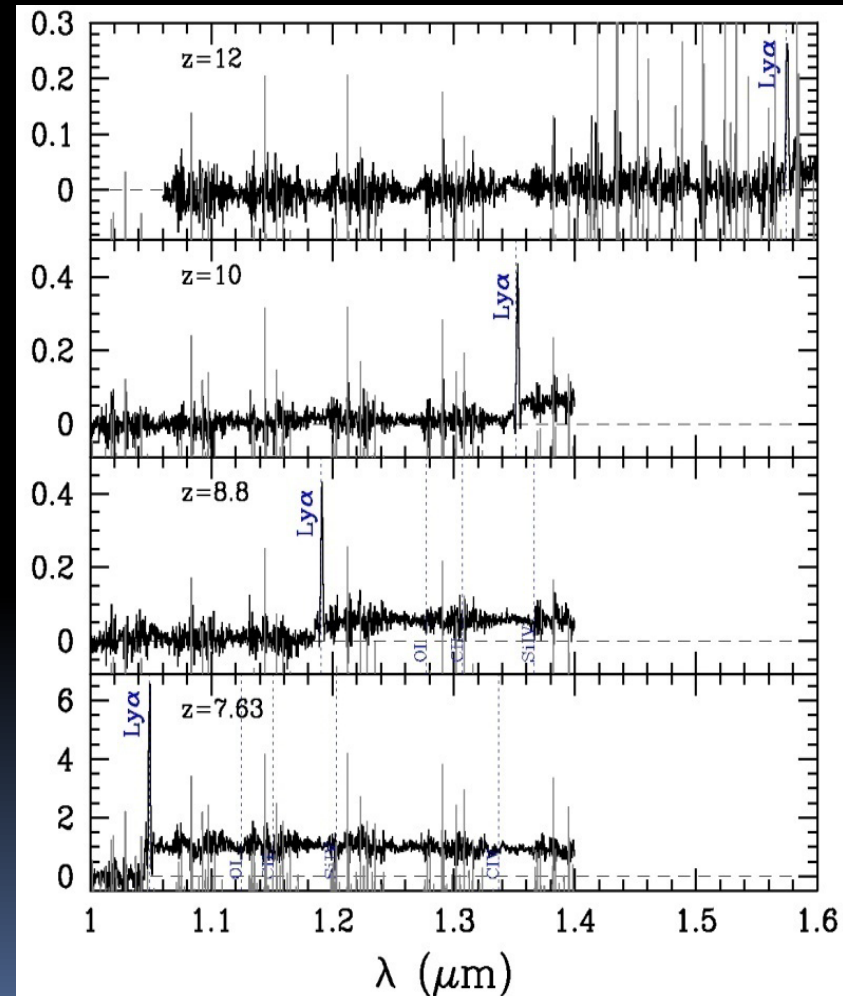
Gain @1 μ m compared to JWST-NIRSPEC: x5 multiplex, x2.5-5 the FOV, at equivalent depth/unit time



DIORAMAS: 'first light' science

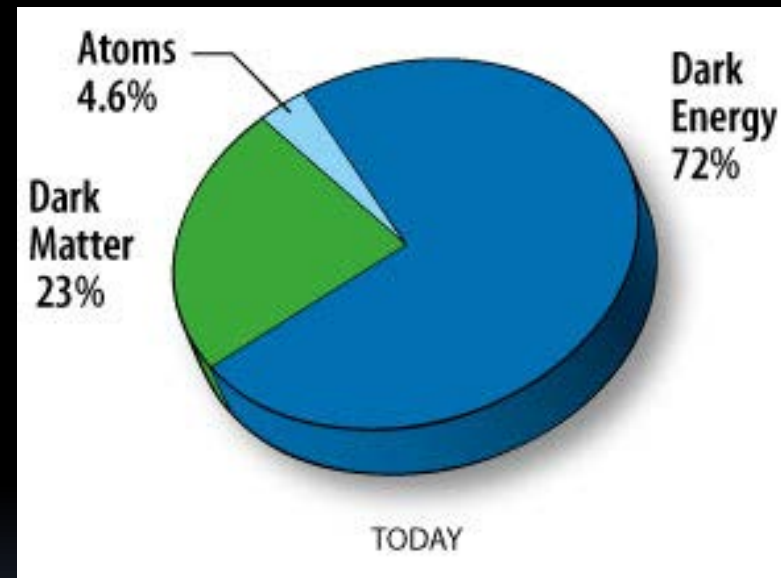
Combine first light study of ~ 100 galaxies $z > 7$ with galaxy assembly $1 < z < 6$ on 10000 galaxies


- 88 arcmin², 2 DIORAMAS pointings
- ugrizYJH GLAO imaging, AB ~ 30 , 20h per pointing: 40h
- NB imaging $z \sim 8.8$: 2x5h
- R ~ 300 GLAO MOS, AB ~ 27.5 , 10x2h masks per pointing: 40h
- IFU (optional), 4 gal per pointing, 25 pointings, 100h



The ESA-Euclid space mission

- The major space cosmology mission for the next decade
- Selected by ESA in Oct.2011
- Launch 2019
- Goals: understand the nature of dark matter and dark energy





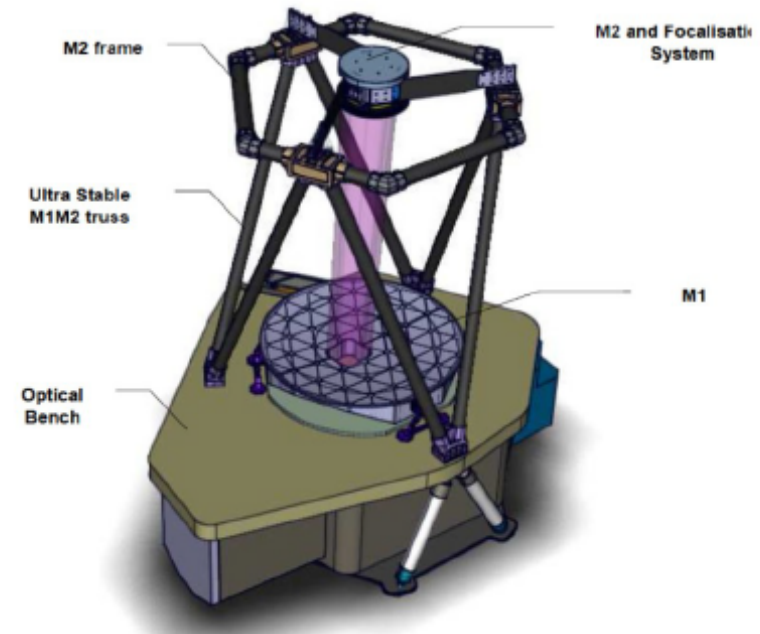
Euclid

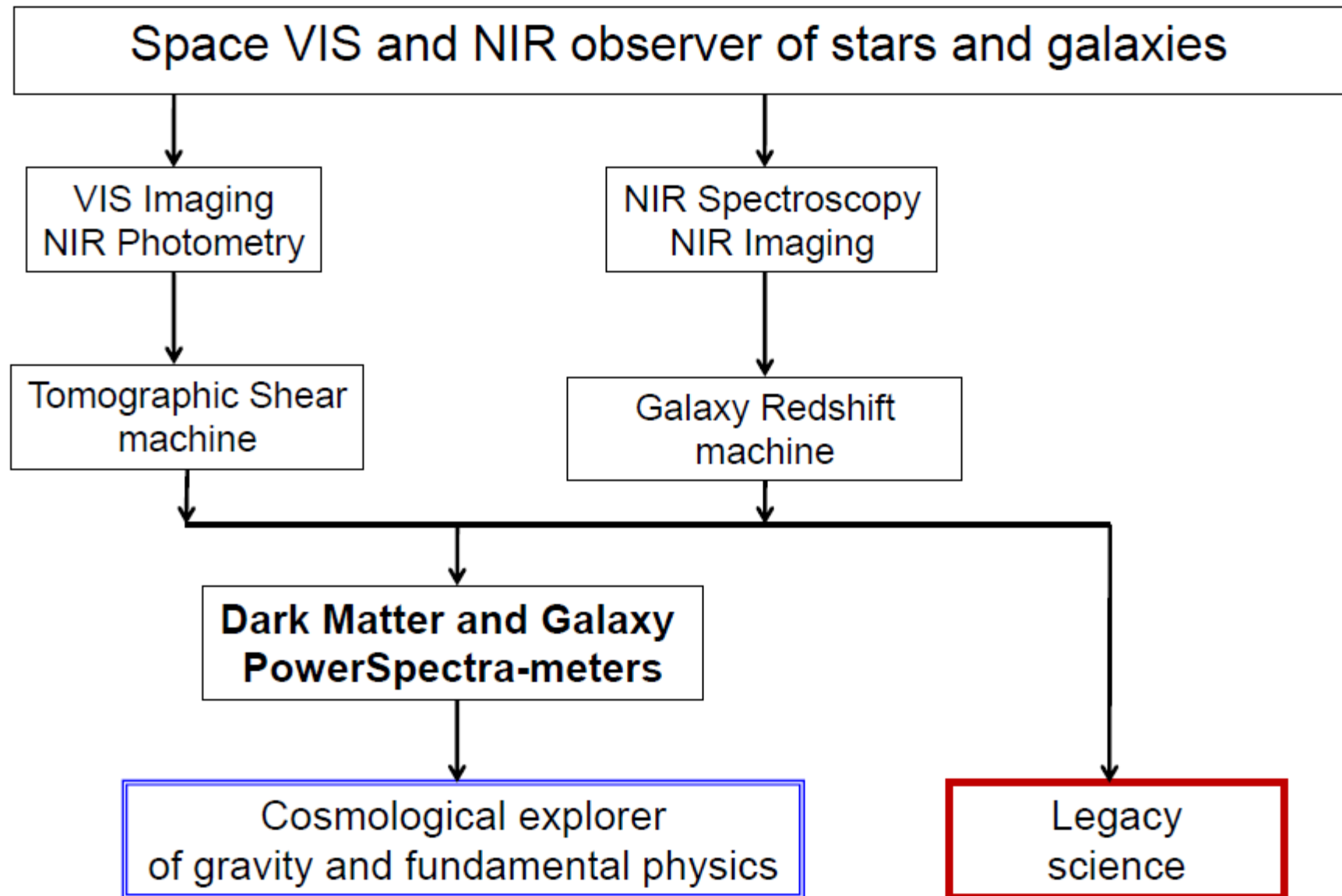
**Mapping
the Geometry of the
Dark Universe**

<http://www.euclid-ec.org>

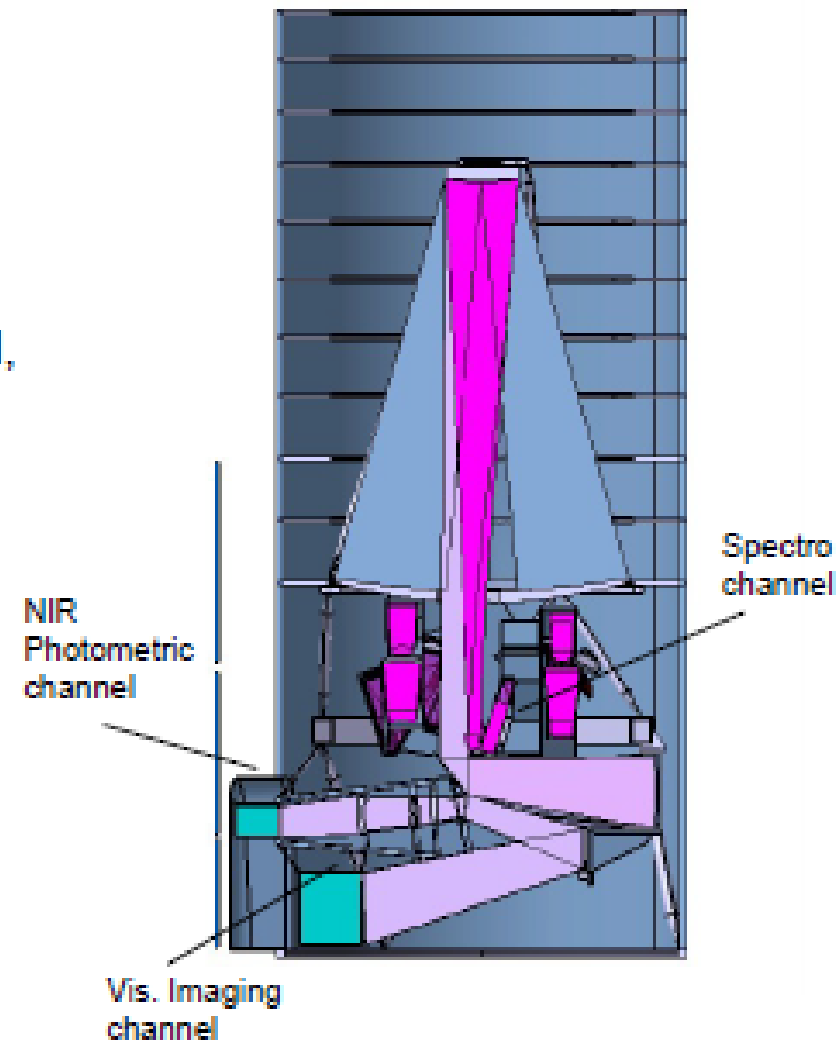
Understand the origin of the Universe's accelerating expansion

- probe the properties and nature of *dark energy, dark matter, gravity* and distinguish their effects **decisively**
- by tracking their observational signatures on the
 - geometry of the universe: Weak Lensing + Galaxy Clustering
 - cosmic history of structure formation: WL, z-space distortion, clusters of galaxies
- **controlling systematic residuals to an unprecedented level of accuracy, that cannot be reached by any other competing missions/telescopes**





- Launch Soyuz, end 2019 L2 Orbit
- 6 years mission
- Telescope: 1.2 m
- Instruments:
 - **VIS**: Visible imaging channel:
 - 0.54 deg², 0.10" pixels, 0.16" PSF FWHM,
 - 1 broad band R+I+Z (0.55-0.92μm),
 - 36 CCD detectors, **galaxy shapes**
 - **NISP**: NIR photometry channel:
 - 0.54 deg², 0.3" pixels,
 - 3 bands Y,J,H (1.0-1.7μm),
 - 16 HgCdTe detectors, **photo-z's**
 - **NISP**: NIR Spectroscopic channel:
 - 0.54 deg²,
 - R(mean)=250,
 - 0.9-1.7μm, slitless, **spectro redshifts**



I. Wide Survey: 15,000 deg²: Extragalactic sky - 5.2 years

- **Visible:**
 - Diffraction limited images (0.16 " FWHM PSF)
 - Galaxy shapes for $1.5 \cdot 10^9$ galaxies to $RIZ_{AB} \leq 24.5$ (AB, 10σ Extended source)
 - 30-40 gal/amin², $\langle z \rangle \sim 0.9$
- **NIR photometry:**
 - $Y, J, H \leq 24$ (AB, 5σ Point source), 0.33"/pixel
 - photo- z 's errors $< 0.05(1+z)$ with ground based PS, DES, LSST, HSC, etc...
- **NIR slitless Spectro:**
 - $R=250$ at 1.2 micron:
 - Redshifts for $50 \cdot 10^8$ gal with em. line fluxes $> 4 \cdot 10^{-16}$ ergs/cm²/s at $0 < z < 2$ and
 - spectro- z errors < 0.001

II. Deep Survey: 40 deg² (at ecliptic poles?) 1 visit/month - 6 months

- Science: +2 magnitudes in depth for both visible and NIR imaging data.
- Spectroscopy of $\sim 10,000$ galaxies
- Calibrations: monitoring of PSF (> 40 visits over 6 years), calib. of NIR data

Summary

- Deep galaxy surveys have become a central tool for cosmology
- Existing instrumentation produces a lot of great surveys, lot of data, mostly public
- Next generation surveys require complex hence expensive facilities
 - Whole sky survey to $z \sim 2$ now planned (Euclid)
 - First light survey planned (JWST)
 - ELTs to start soon
- Bright future for galaxy surveys !